

KT 100 KISTOCK Temperature datalogger



With or without display

- Measure up to 2 parameters
- LCD display
- With or without external input
- Fast data download (1,000 values/second)
- Upt to 12,000 measurement points
- 2 configurable setpoint alarms
- Small dimensions
- Magnetic mounting
- IP 67 or IP 40 housing and Elastomer protection pads

Technical features

Units displayed.....°C, °F, mV, V, mA, A
 Resolution.....0.1°C, 0.1°F
 1mV, 0.001V, 0.001mA, 0.1A
 External inputs.....1 Jack connector (2.5 stereo)
 Setpoint alarms.....2 setpoint alarms on each channel
 Frequency of measurement...from 1s to 24h
 Working temperature.....from -40 to +70°C
 Storage temperature.....from -40 to +85°C
 Battery life.....5 years*
 (*) on the basis of 1 measurement each 15 minutes at 20°C

Temperature probe

Type of sensor.....NTC
 Measuring range.....-40 to +70°C (internal sensor)
 -40 to +120°C (remote probe / optional)
 Accuracy*.....internal sensor
 ±0.4°C (-20°C<T<+70°C)
 ±0.8°C beyond
remote probe
 ±0.3°C (-25°C<T<+70°C)
 ±0.5°C beyond

See technical datasheet « Measuring probe and cables for Class 100/200 KISTOCK dataloggers ».

Current input cable (optional)

Measuring range.....0/4-20mA
 Accuracy ±0,2%mesure±0,1µA

Voltage input cable (optional)

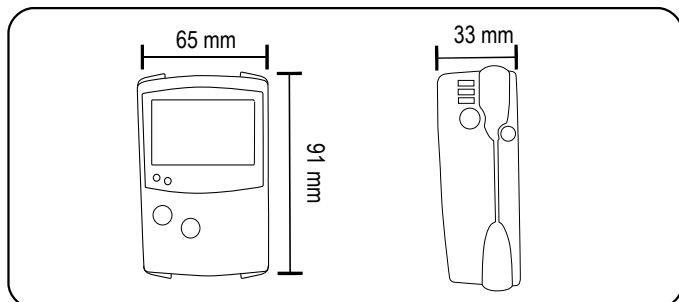
• Measuring range.... 0-2.5V
 Accuracy ±0,2%mesure±0,1mV
 • Measuring range.... 0-10V
 Accuracy ±0,2%mesure±0,1mV

Ammeter clamp (optional)

Measuring range.....0-600A
 Accuracy.....±1 to 2.5% of the value displayed
(according to measuring range)

*All accuracies indicated in this document were stated in laboratory conditions and can be guaranteed for measurements carried out in the same conditions, or carried out with calibration compensation.

Dimensions



References


Part number	Internal sensor	Display	External inputs	Protection
KT-100-IN	Yes	No	0	IP 67
KT-100-IO	Yes	1-line	0	IP 67
KT-100-AN	Yes	No	1	IP 40
KT-100-AO	Yes	1-line	1	IP 40

Features of housing

Dimensions.....91 x 65 x 33 mm
 Weight.....85g
 Display.....1-line LCD
 Dimensions of screen : 45 x 17 mm
 Control.....2 keys (« SELECT » and « OK »)
 Material.....Compatible with food industry environment
 Housing made of Polycarbonate
 Sides and caps made of Elastomer
 Protection.....IP 67 or IP 40
 PC communication...1 input for Jack connector (male 3.5)
 Electronics.....Digital electronics
 Lacquer protected circuit board
 Meets RoHS standards
 Battery power supply..Lithium 3.6V 1/2 AA
 Visual alarm.....2 electroluminescent diodes (green, red)
 Environment.....Air and neutral gases


Connections

External inputs KT 100 A



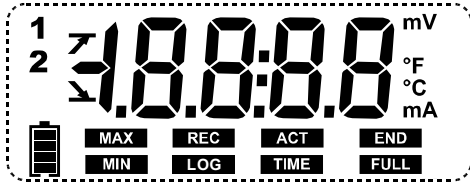
Jack connectors (2.5)
 Probes inputs
 - NTC temperature
 - current input cable
 - voltage input cable
 - ammeter clamp

PC connection input



Jack connector (3.5)
 Input for KISTOCK-PC software

Screen



°C.....Temperature in degrees Celsius

°F.....Temperature in degrees Fahrenheit

V or mV.....Voltage expressed in V or mV

A or mA.....Current expressed in A or mA

END Data set is finished

REC One value is being recorded


LOG Flashing: data set has not started yet
Constant : data set is in progress

FULL Slow Flashing: data set is taking
80-90% of storage capacity
Fast Flashing: data set is taking
90-100% of storage capacity
Constant: storage capacity filled up


12 Channel no. which is measuring

ACT Refresh of displayed measurements

TIME Display of measurement and
recording intervals

 Status of battery life: 5 levels (4
blocks + empty battery)
Flashes when only one block is
remaining

MIN The values displayed correspond
to maximum and minimum values
of the channels

 Alarm action type: rising or falling
action

Recorder functions

5 recording modes

KISTOCK can record in 5 different ways :

- « Immediate » mode => to record values according to a predefined interval
- « Minimum », « Maximum » and « Average »=> to record automatically the calculation of minimum, maximum or average of values measured during an interval
- « Monitoring »=> to get an accurate history report during error events to help troubleshooting, without stopping the measurement logging. To proceed this way, you just have to define:
 - a record interval to be used whilst the readings are beyond the setpoints
 - a record interval for the values measured during each reading beyond the setpoints

Furthermore, you can also let your KISTOCK record non-stop (« loop » recording option).

4 types of data set start

Once your recording mode has been set, you can launch your data set :

- with a delayed start (with predefined date and time)
- with the software
- with push-button
- with « Online » option. In this case, your data sets are directly sent, saved and displayed on your PC in real time.

6 types of data set stop

You can stop your data set :

- according to a date and time (if it was started the same way)
- according to a period
- according to a predefined number of recording points
- once the storage capacity is full
- with « Stop » option of the software
- by holding « OK » key for at least 5s, if this function has been previously activated by the software.

Measuring probes and cables

Large choice of NTC temperature probes: general use, penetration, ambient, wire, Velcro, with handle...

- Current and voltage input cables
- Ammeter clamps

See technical datasheet « Measuring probes and cables for Class 100/200 KISTOCK dataloggers»)

KILOG software



• Configuration and data processing software

KILOG enables you to configure, save and process your data in a very simple way.


- SoftwareRef. *KILOG*
- USB interface.....Ref. *I-KIC2*
- Complete set:Ref. *KIC2*
including KILOG software + 1 USB interface

• KILOG CFR software

KILOG CFR software is the key tool for users who require traceability, in accordance with 21CFR-Part11 standards. Security and integrity of data are guaranteed: it is not possible to modify or tamper with the data.



- Interface.....Ref. *I-KIC2*
- Complete set: KILOG CFR software + 1 interface...Ref. *KIC2 CFR*



• KISTOCK-PC interface


This USB cable enables you to connect your KISTOCK to your PC.
Ref. *I-KIC2*

Accessories

• KNT data collector

KNT data collector allows you to collect measurements from one or several KISTOCK directly on-site (500,000 values stored). Data can be displayed and printed from the KNT or downloaded to your PC.

Ref. *KNT 300*



• Printer for KNT 300 data collector

Ref. *ITP*



• Secured wall-mounting bracket

KIMO has designed a new proprietary anti-theft system with no padlock. Your system cannot be unlocked or damaged: your installation is fully secured.

Ref. *KAV*



Once your KISTOCK is set on the mounting plate, insert the key to lock the mounting system.

To unlock: insert the key inside the metallic axis, and make ¼ turn.

Remove the key to release the metallic axis. Your KISTOCK is now unlocked.

• Wire extension for NTC temperature probe

Made of PVC HT, 5m long, with Jack connectors (male and female)

Ref. *KRC 5*

Note: you can connect several extensions together (maximum length 25m).

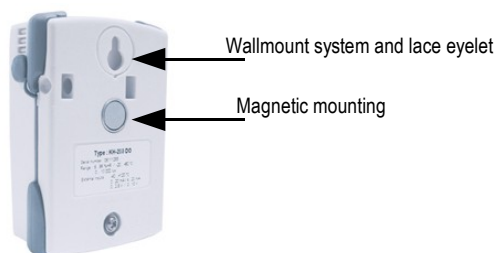
• Lace. Ref. *KDC*

• Lithium ½ AA battery . Ref. *KBL*

Mounting

KISTOCK can be mounted in different ways; you can also move it or install it very easily.

- Magnetic mounting or wallmounting (see photo)
- Secured mounting (optional, see accessories)



How to change the battery

With 5-year battery life (*), KISTOCK guarantee long-term measurements.

To change the battery:

- Remove the screw located at the back, with a screw driver
- Remove the front part, along with the old battery
- Insert the new battery observing the proper polarity
- Replace the front
- Tighten the screw.

• Press « Select » key to refresh battery level

(*) on the basis of 1 measurement each 15 minutes at 20°C

Calibration

KISTOCK dataloggers can be supplied with calibration certificate as an option.

Warranty period

KISTOCK dataloggers have 1-year guarantee for any manufacturing defect (return to our After-Sales Service required).

www.kimo.fr

EXPORT DEPARTMENT

Tel : + 33. 1. 60. 06. 69. 25 - Fax : + 33. 1. 60. 06. 69. 29

e-mail : export@kimo.fr



Distributed by : [PRC Technologies Corp., Ltd.](#)

Tel : 02 530 1714, 02 530 1619, 02 530 1621

Fax : 02 530 1731

info@prctech-th.com